

OVER  
**73.7<sup>MWh</sup>**  
Lifetime  
Production

TRUST EKOTEK'S  
HIGH CAPACITY BATTERY WITH A  
>15-YEAR DESIGN LIFE AND 8000+  
AT 80% DOD



**15 kWh+**

**8 Year Warranty**

**LiFePO<sub>4</sub>**  
ORIGINAL BYD Cells



**15 kWh+**  
POWER  
LiFePO<sub>4</sub>









Powered by **BYD** Cells

**PRO CUBE 15 kWh+**  
Lithium Ion LiFePO<sub>4</sub> Battery

ET-312-512/300

**Features:**

- Packed with high performance LFP single cell, long life, safety and wide temperature range
- High energy density, small size, light weight, no pollution
- Packing with single cell container, fire retardant wire and laser welding, stable and safe
- Built-in BMS, with battery voltage, current, temperature and health management
- LED indicate the battery SOC and operating status
- LCD Screen display the battery voltage, current, temp., SOC detail information
- Built-in Fire Arrestors
- Loose Connection Detection
- Auto Detection (Automatically Detects Inverter)
- Active Cell Balancing
- Set different communication protocols through 5 inch LCD touch screen
- Dust/Water/Weather protection for all cable connectors with plastic covers
- Built in WiFi and Bluetooth Modules
- Support communication with solar inverter by CAN 2.0
- Update firmware by RS485 port
- Support 100 units in parallel and communicate by RS485/CAN 2.0
- More than 15 years design life
- Stable performance, maintenance-free

 <b>LCD Touch SCREEN</b>	 <b>48V SYSTEM VOLTAGE</b>	 <b>200A DISCHARGE</b>
 <b>AUTO DETECT INVERTER TYPE</b>	 <b>WIRELESS CONNECTIVITY THROUGH APP</b>	
 <b>BUILT-IN FIRE ARRESTORS</b>	 <b>LOOSE CONNECTION DETECTION</b>	 <b>ACTIVE CELL BALANCING</b>

**CONNECT UPTO 100 BATTERIES IN PARALLEL**





PRO CUBE 15 kWh+		
BATTERY SPECS		
Battery Chemistry		LiFePO <sub>4</sub>
Voltage	Nominal @ 25 °C ~ 0.2 °C	51.2 V
Capacity	Nominal @ 25 °C ~ 0.2 °C	300 Ah
Energy (Wh)		15336 Wh
Module Weight ±0.5 kg		120 kg
Dimensions (W x D x H) mm, ±2 mm		730 x 870 x 180
Cell Serial Number (pcs)		16, Active Cell Balancing
OPERATING PARAMETERS		
Voltage Range		44.8 V ~ 56.8 V
Charging Voltage		56 ± 0.8 V
Charging Current		100 A Maximum
Discharging Voltage		44.8 V
Discharging Current		200 A
Peak Discharge (25°C)		600 A, 3 S
Recommended Depth of Discharge		80.0%
Display		5 inch touchscreen LCD display, Set protocol on LCD; 4 LEDs for SOC 1 LED for Run status 1 LED for ALM
BATTERY MANAGEMENT SYSTEM		
Communication Port (can be customized)		CAN 2.0, RS458, WiFi, Bluetooth
Scalability (Max. In 1 battery group)		100 units in parallel
GENERAL		
IP Rating of Enclosure		IP21
Design Life	Service Life @ 25 °C	> 15 Years
Cycle Life	Service Life @ 25 °C	> 8000 Times
Certifications		MSDS, CE, UL1973, IEC62619, UN38.3